

GYPSUM BOARD CEILING TILE - PERFORATED /UNPERFORATED



prefabricated product | gypsum board ceiling tile
with integrated capillary tube mat type OVAMAT GB 18 / GB 15



product data sheet



GYPSUM BOARD CEILING TILE - PERFORATED



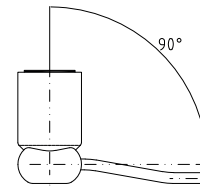
PUSH-LOCK CONNECTIONS

Designation Gypsum Board Ceiling Tile

Description with 2 push-lock connections on the left

**Angular Position
Push-Lock Connection**

90°



Pictogram



angular position push-lock connection 90°
oval mat distributor pipe

FIELDS OF APPLICATION

- gypsum board grid ceiling

TECHNICAL DATA

CAPILLARY TUBE MAT/COLOUR	Polypropylene (PP-R) recyclable/blue
MAT DISTRIBUTOR PIPE	20 x 12 x 2,0 mm, oval
CAPILLARY TUBE OF THE OVAMAT	4,3 x 0,8 mm
DISTANCE OF THE CAPILLARY TUBES	18 mm centre-to-centre distance (perforated version, standard hole pattern 8/18 R); 15 mm centre-to-centre distance (unperforated version)
GYPSUM BOARD CEILING TILE	unperforated or perforated hole pattern 8/18 R (standard); 6/18 R, 12/25 R; 8/18 Q; 12/25 Q dull white surface finish, black acoustic fleece backing
LENGTH X WIDTH FOR GRID	1.250 x 625 mm, 1.200 x 600 mm, 625 x 625 mm (standard), 600 x 600 mm; (standard hole pattern 8/18 R)
PANEL THICKNESS	12,5 mm
INSULATING MATERIAL	with 30 mm CARUSO-ISO-BOND, WLG 040 acc. to ceiling tile dimensions
CONNECTION TYPE	with 2 push-lock connections 10 mm, angular position 90°
SPECIFIC VOLUME OF WATER	0,370 l/m ² capillary tube surface
SPECIFIC TOTAL WEIGHT (FILLED WITH WATER)	approx. 10 kg/m ² plus substructure
PRESSURE STAGE	PN 10
MAX. RECOMMENDED OPERATING PRESSURE	4 bar
MAX ALLOWED HEATING TEMPERATURE	60 °C